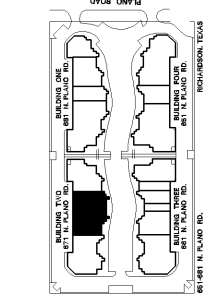
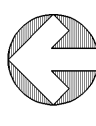
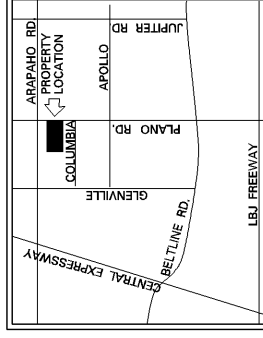


AREA SUMMARY:
 OFFICE SPACE 77%
 WH SPACE 23%

SUITE FEATURES:
 100% AIRCONDITIONED SPACE
 10' OVERHEAD DOOR



KEY PLAN



RICHARDSON TECH CENTER

SUITE 202- 9,706 RSF

FEBRUARY 2005

PLAN NOT TO SCALE