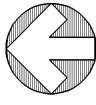
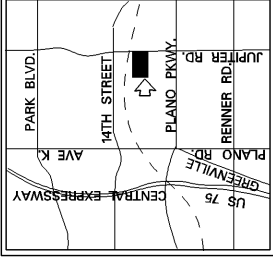


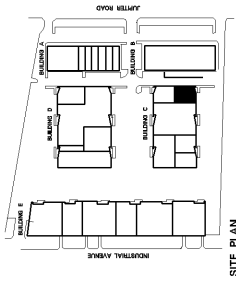
AREA SUMMARY:
 WH SPACE 57%
 OFFICE SPACE 43%
SUITE FEATURES:
 1 10' OVERHEAD DOOR



PLAN NORTH



KEY PLAN



SITE PLAN



JUPITER TECH CENTER

SUITE 101C - 3,112 RSF

JANUARY 2005 PLAN NOT TO SCALE

FOR LEASING AND MANAGEMENT INFORMATION CONTACT DARBY REAL ESTATE SERVICES 972.783.1484